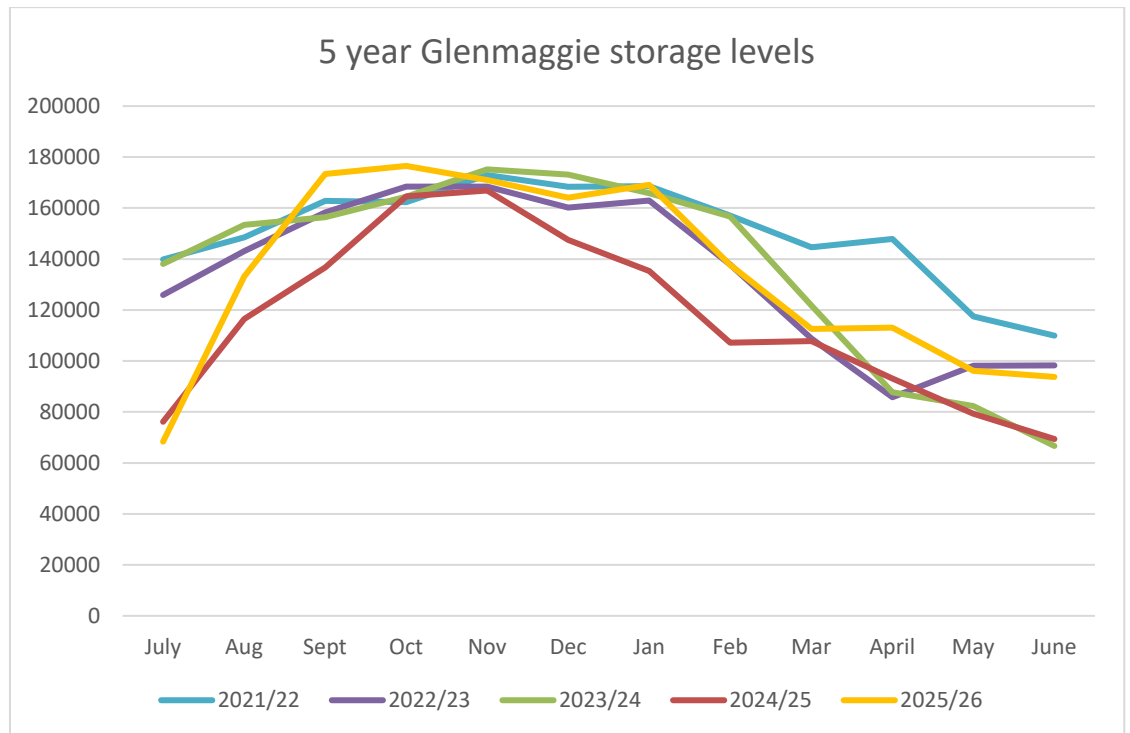


Glenmaggie volume in storage

Glenmaggie volume to date is **93,675 ML** or **51.9%**, with available space of **86,825 ML**.

Historical storage volumes in Lake Glenmaggie.

Date	Historical Volume (ML)	%	Space (ML)
15 June 2025	64,883	36.5	112,757
1 June -10 Year Avg.	72,358	40.1	108,142


Natural inflows

On 15 June 2026, combined natural inflows into Lake Glenmaggie from the Macalister River at Stringybark Creek and Glenmaggie Creek have increased. Today's combined inflows are **1,128 ML/d**, with average inflows of **1,042 ML/d** over the last 7 days.

Today's combined natural Inflows.

Macalister River at Stringybark Creek (ML/d)	Glenmaggie Creek (ML/d)
1,121	7

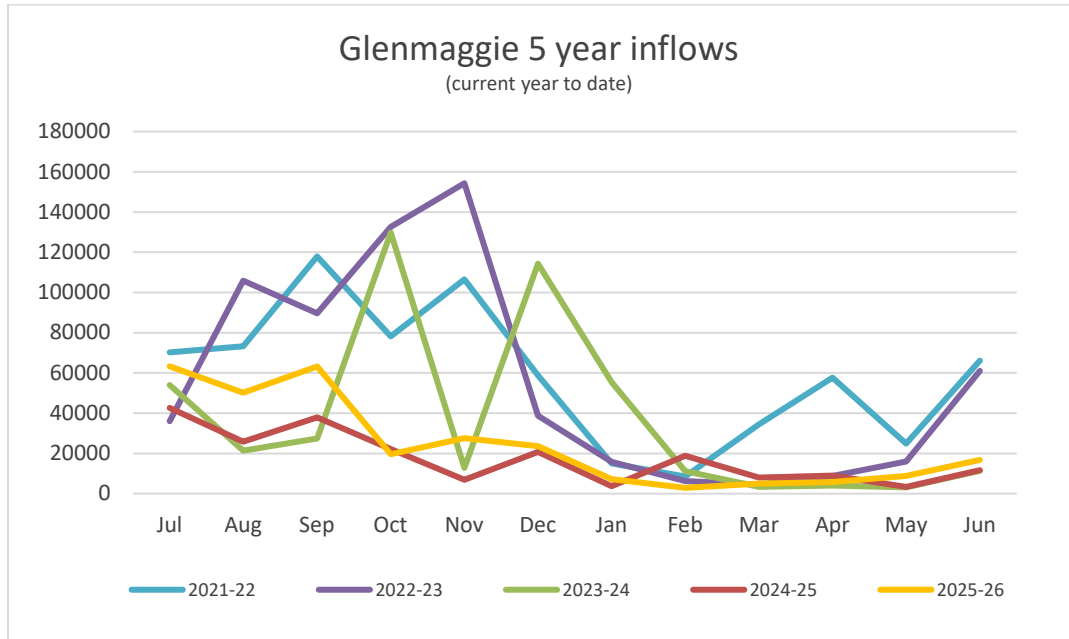
Water harvest available into Lake Glenmaggie.

Today's Inflows (ML/d)	Passing flow Required (ML/d)	Available Harvest (ML/d)
1,128	60	1,068

Total monthly inflows to date against the 10-year avg.

Date	Monthly Inflows (ML)
To 15 June 2026	16,703
To 15 June - 10 Year Avg.	20,789
June 10 Year Average	41,579

MIA Weekly Snapshot, Continued



Previous month's natural inflows against the 10-year avg.

Month	Total Inflows (ML)	10-year Avg. Inflows (ML)
May	8,746	14,269

Allocation

The allocation for the 2025-2026 irrigation season is 100% of High Reliability Water Shares (HRWS) and 100% (LRWS) for MIA customers. There are no further reviews for the 2025/26 season.

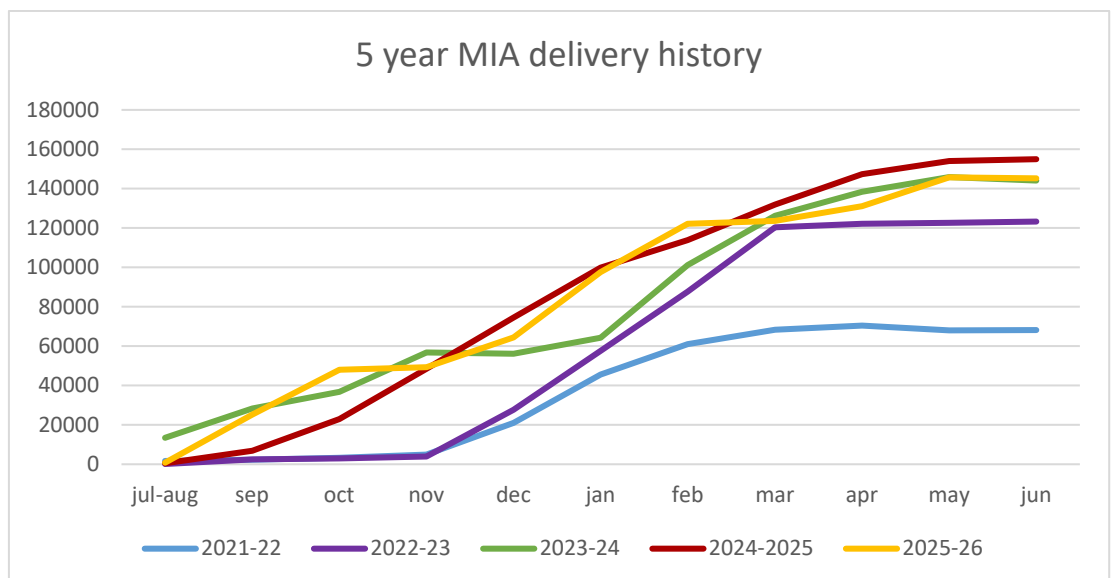
More information on the allocation process can be found on the SRW website:

<https://www.srw.com.au/customer/general-information/allocations/allocation-macalister#>

Irrigation deliveries

Estimated water delivered for the 25-26 season in the MIA.

Month	Cumulative Delivered to Date (ML) (includes estimate)	5 Year Avg Deliveries (ML)
March	123,556.3	111,507.0
April	134,556.7	118,315.0
May	145,728.9	118,315.0
June (to date)	145,224.6	117,548.0



MIA Weekly Snapshot, Continued

Thomson entitlement Details of water in Thomson for the 25-26 season.

Thomson Water	Total ML
SRW share of storage capacity	45,000 ML
Total Thomson entitlement remaining to MID customers	34,970 ML
Usage to date	7,753 ML
Current Thomson water order	0 ML/d
June inflows (to 11/6)	343 ML
June 10 Yr. Avg inflows	1,244 ML
Thomson Drought Reserve payback required	0 ML
Total Inflows	9,066 ML

Monthly rainfall Monthly rainfall total against 10-year average for the Glenmaggie area.

Month	Rainfall (mm)	10 yr. Avg Rainfall (mm)
March	53.4	37.8
April	1.7	35.6
May	48.8	27.3
June (to date)	10.0	42.4

Enviro Release

River System	Total Available	Delivery to date	Remaining	Start date	End date
Thomson River	2,480	1,280	1,200	31/5	30/6

River System	Total Available	Delivery to date	Remaining	Start date	End date
Macalister River	4,755	4,305	450	17/4	30/6