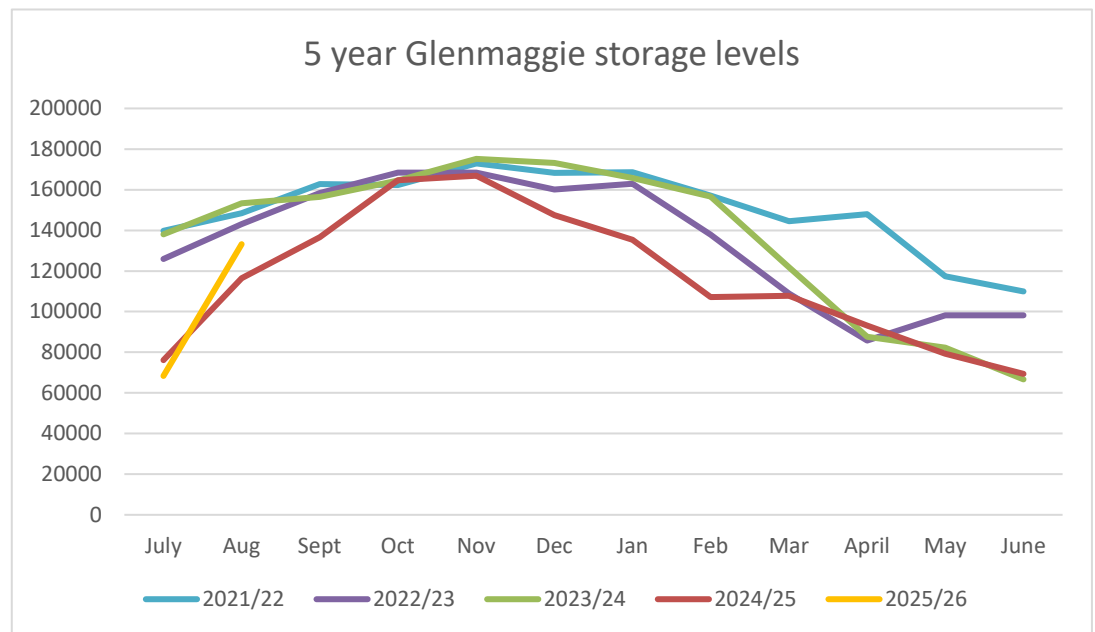


Glenmaggie volume in storage

Glenmaggie volume to date is **138,308 ML** or **77.9%**, with available space of **39,332 ML**.

Historical storage volumes in Lake Glenmaggie.

Date	Historical Volume (ML)	%	Space (ML)
4 August 2025	120,335	67.7	57,305
1 August -10 Year Avg.	121,641	68.5	55,999



Natural inflows

On 4 August 2025, combined natural inflows into Lake Glenmaggie from the Macalister River at Stringybark Creek and Glenmaggie Creek have decreased. Today's combined inflows are **1,513 ML/d**, with average inflows of **2,443 ML/d** over the last 7 days.

Today's combined natural Inflows.

Macalister River at Stringybark Creek (ML/d)	Glenmaggie Creek (ML/d)
1,494	19

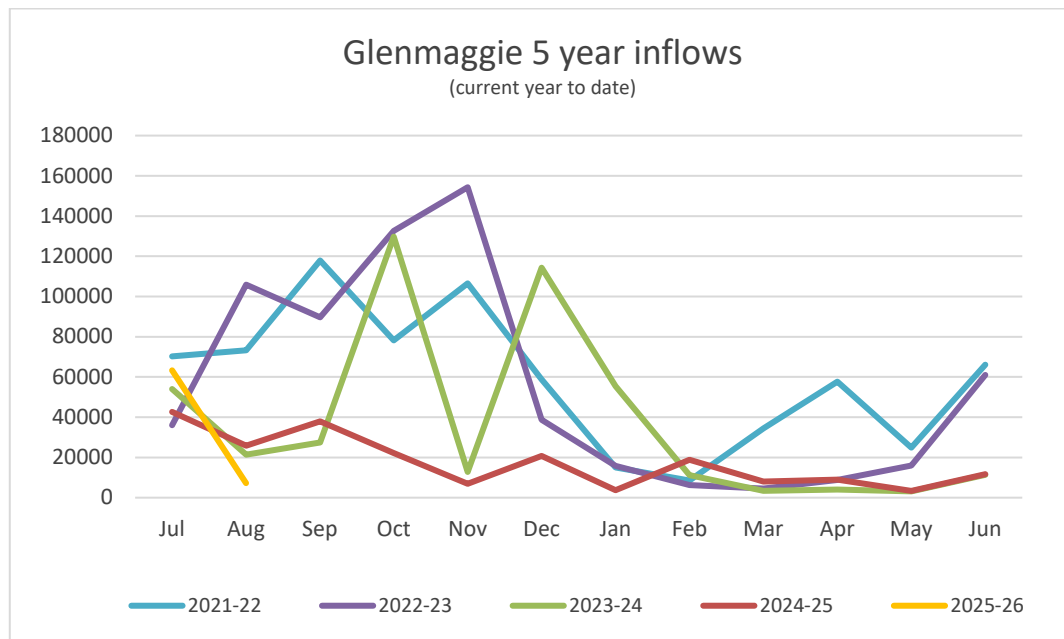
Water harvest available into Lake Glenmaggie.

Today's Inflows (ML/d)	Passing flow Required (ML/d)	Available Harvest (ML/d)
1,513	60	1,453

Total monthly inflows to date against the 10-year avg.

Date	Monthly Inflows (ML)
To 4 August 2025	7,233
To 4 August - 10 Year Avg.	8,360
August 10 Year Average	64,793

MIA Weekly Snapshot, Continued



Previous month's natural inflows against the 10-year avg.

Month	Total Inflows (ML)	10-year Avg. Inflows (ML)
July	63,298	62,041

Allocation

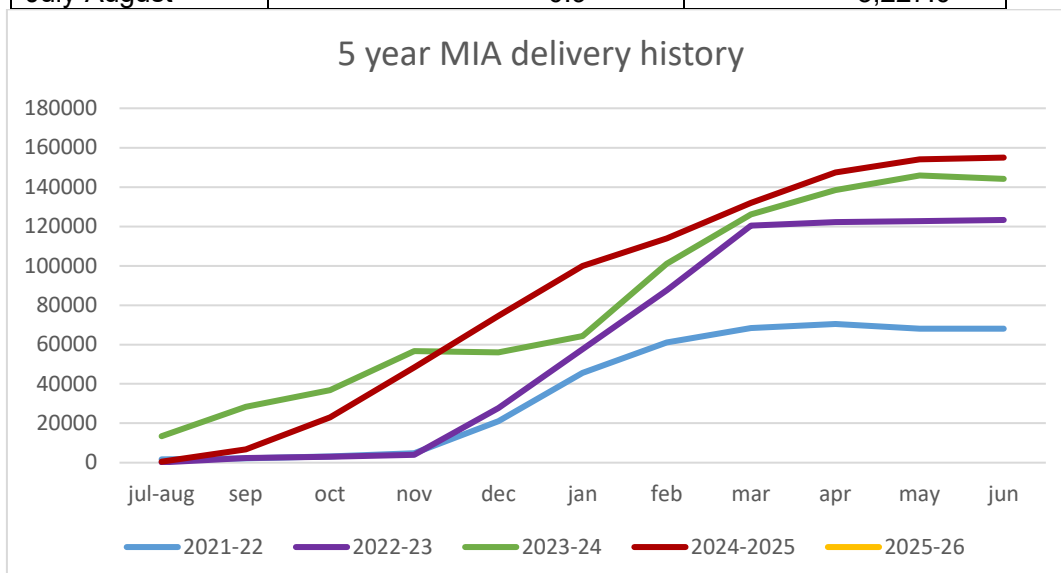
The allocation for the 2025-2026 irrigation season has been reviewed and is now 95% of High Reliability Water Shares (HRWS) and 0% LRWS for MIA customers. The next review will occur on 12 August 2025.

More information on the allocation process can be found on the SRW website:
<https://www.srw.com.au/customer/general-information/allocations/allocation-macalister#>

Irrigation deliveries

Estimated water delivered for the 24-25 season in the MIA.

Month	Cumulative Delivered to Date (ML) (includes estimate)	5 Year Avg Deliveries (ML)
April	147,419.0	118,315.0
May	155,534.1	115,177.0
June	154,955.8	147,454.0
July-August	0.9	3,227.0



MIA Weekly Snapshot, Continued

Thomson entitlement

Details of water in Thomson for the 24-25 season.

Thomson Water	Total ML
SRW share of storage capacity	45,000 ML
Total Thomson entitlement remaining to MID customers	34,978 ML
Usage to date	0 ML
Current Thomson water order	0 ML/d
July inflows (to 31/7)	1,320 ML
July 10 Yr. Avg inflows	1,690 ML
Thomson Drought Reserve payback required	0 ML
Total Inflows	1,320 ML

Monthly rainfall

Monthly rainfall total against 10-year average for the Glenmaggie area.

Month	Rainfall (mm)	10 yr. Avg Rainfall (mm)
May	15.9	24.8
June	21.7	42.4
July	62.0	42.6
August (to date)	3.4	38.1

Enviro releases

River System	Total Available	Delivery to date	Remaining	Start date	End date
Macalister River	1,770 ML	1,470 ML	300 ML	30/6	15/8

Weekly weather outlook

Temperatures this week will range from 14 to 18 degrees. It should be mostly sunny all week.

Irrigation season

Customers in the Macalister Irrigation District are reminded that the 2024-25 irrigation season has now finished and will recommence on 15 August 2025.

Please note the channels will remain drained through to early August in preparation for the 2025-26 irrigation season. Customers are reminded to arrange alternative stock and domestic supply from May 15 to August 15.

For Thomson and Macalister River and Rainbow Creek river diverters the 2025-26 season commenced on 1 July 2025.

All orders will need to be placed through Waterline on 1300 360 117 or www.srw.com.au