

# MIA Weekly Snapshot

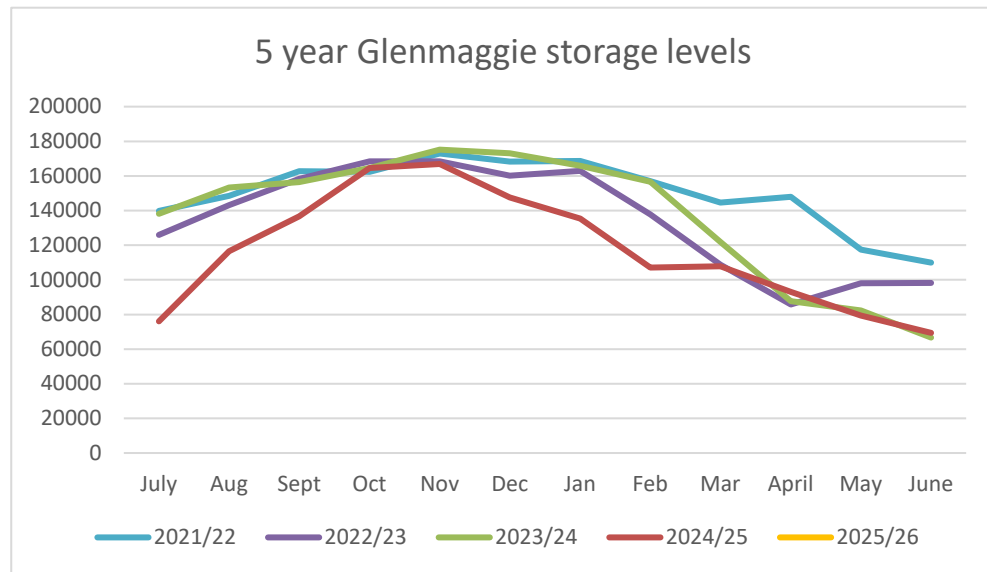
21 July 2025

## Glenmaggie volume in storage

Glenmaggie volume to date is **111,319 ML** or **62.6%**, with available space of **66,320 ML**.

Historical storage volumes in Lake Glenmaggie.

Date	Historical Volume (ML)	%	Space (ML)
21 July 2025	92,197	51.9	85,443
1 July -10 Year Avg.	90,124	38.3	87,516



## Natural inflows

On 21 July 2025, combined natural inflows into Lake Glenmaggie from the Macalister River at Stringybark Creek and Glenmaggie Creek have increased. Today's combined inflows are **1,053 ML/d**, with average inflows of **1,393 ML/d** over the last 7 days.

Today's combined natural Inflows.

Macalister River at Stringybark Creek (ML/d)	Glenmaggie Creek (ML/d)
1,027	26

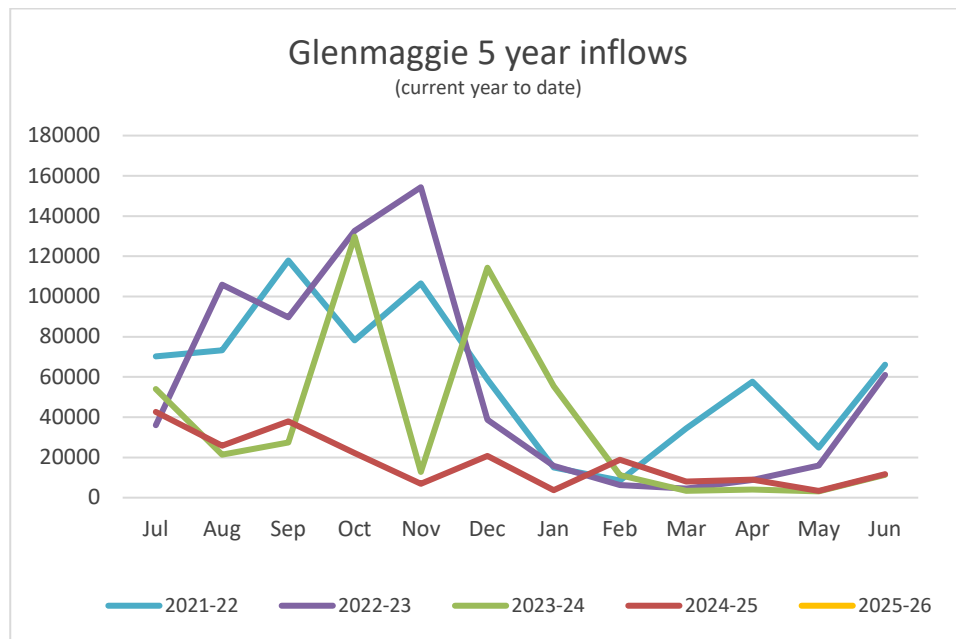
Water harvest available into Lake Glenmaggie.

Today's Inflows (ML/d)	Passing flow Required (ML/d)	Available Harvest (ML/d)
1,053	60	993

Total monthly inflows to date against the 10-year avg.

Date	Monthly Inflows (ML)
To 21 July 2025	39,883
To 21 July - 10 Year Avg.	41,182
July 10 Year Average	60,793

## MIA Weekly Snapshot, Continued



Previous month's natural inflows against the 10-year avg.

Month	Total Inflows (ML)	10-year Avg. Inflows (ML)
June	11,622	41,579

### Allocation

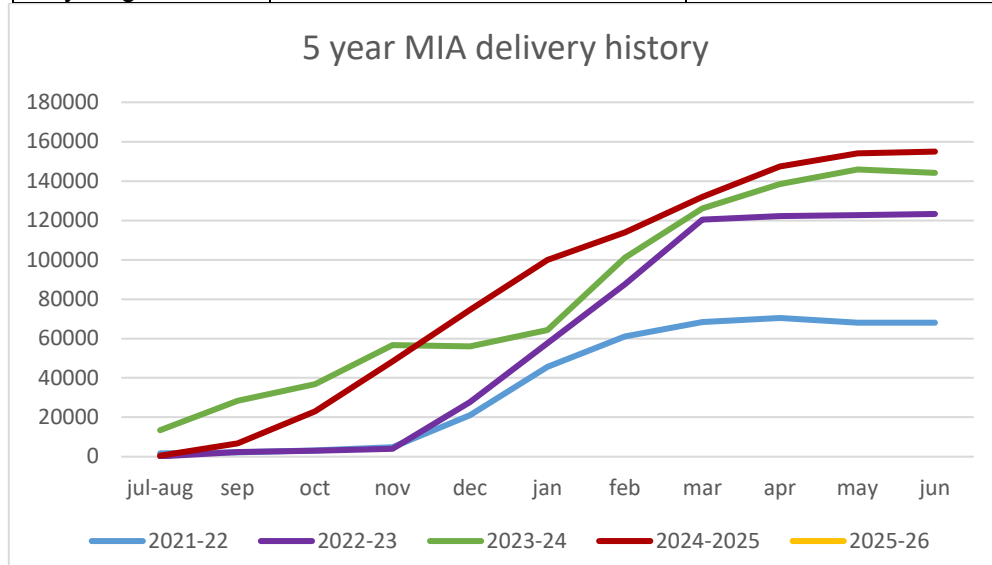
The allocation for the 2025-2026 irrigation season has been reviewed and is 60% of High Reliability Water Shares (HRWS) and 0% LRWS for MIA customers. The next review will occur on 29 July 2025.

More information on the allocation process can be found on the SRW website: <https://www.srw.com.au/customer/general-information/allocations/allocation-macalister#>

### Irrigation deliveries

Estimated water delivered for the 24-25 season in the MIA.

Month	Cumulative Delivered to Date (ML) (includes estimate)	5 Year Avg Deliveries (ML)
April	147,419.0	118,315.0
May	155,534.1	115,177.0
June	154,955.8	147,454.0
July-August	0.3	3,227.0



## MIA Weekly Snapshot, Continued

---

### Thomson entitlement

Details of water in Thomson for the 24-25 season.

Thomson Water	Total ML
SRW share of storage capacity	45,000 ML
Total Thomson entitlement remaining to MID customers	34,368 ML
Usage to date	0 ML
Current Thomson water order	0 ML/d
July inflows (to 17/7)	710 ML
July 10 Yr. Avg inflows	1,690 ML
Thomson Drought Reserve payback required	0 ML
Total Inflows	710 ML

### Monthly rainfall

Monthly rainfall total against 10-year average for the Glenmaggie area.

Month	Rainfall (mm)	10 yr. Avg Rainfall (mm)
April	15.7	37.8
May	15.9	24.8
June	21.7	42.4
July (to date)	51.6	40.2

### Enviro releases

River System	Total Available	Delivery to date	Remaining	Start date	End date
Macalister River	1,770 ML	1050 ML	720 ML	30/6	15/8

### Weekly weather outlook

Temperatures this week will range from 13 to 18 degrees. Showers are possible Saturday and Sunday.

### Irrigation season

Customers in the Macalister Irrigation District are reminded that the 2024-25 irrigation season has now finished and will recommence on 15 August 2025.

Please note the channels will remain drained through to early August in preparation for the 2025-26 irrigation season. Customers are reminded to arrange alternative stock and domestic supply from May 15 to August 15.

For Thomson and Macalister River and Rainbow Creek river diverters the 2025-26 season commenced on 1 July 2025.

All orders will need to be placed through Waterline on 1300 360 117 or [www.srw.com.au](http://www.srw.com.au)