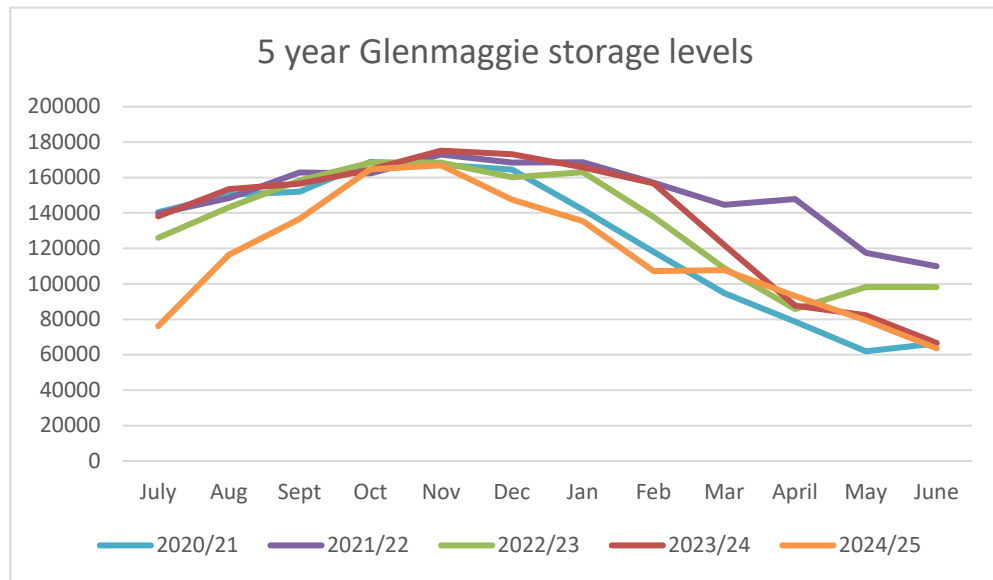


Glenmaggie volume in storage

Glenmaggie volume to date is **63,585 ML** or **35.8%**, with available space of **114,055 ML**.

Historical storage volumes in Lake Glenmaggie.

Date	Historical Volume (ML)	%	Space (ML)
23 June 2024	74,180	41.8	103,460
1 June -10 Year Avg.	68,160	38.3	109,480



Natural inflows

On 23 June 2025, combined natural inflows into Lake Glenmaggie from the Macalister River at Stringybark Creek and Glenmaggie Creek have decreased. Today's combined inflows are **162 ML/d**, with average inflows of **186 ML/d** over the last 7 days.

Today's combined natural Inflows.

Macalister River at Stringybark Creek (ML/d)	Glenmaggie Creek (ML/d)
153	9

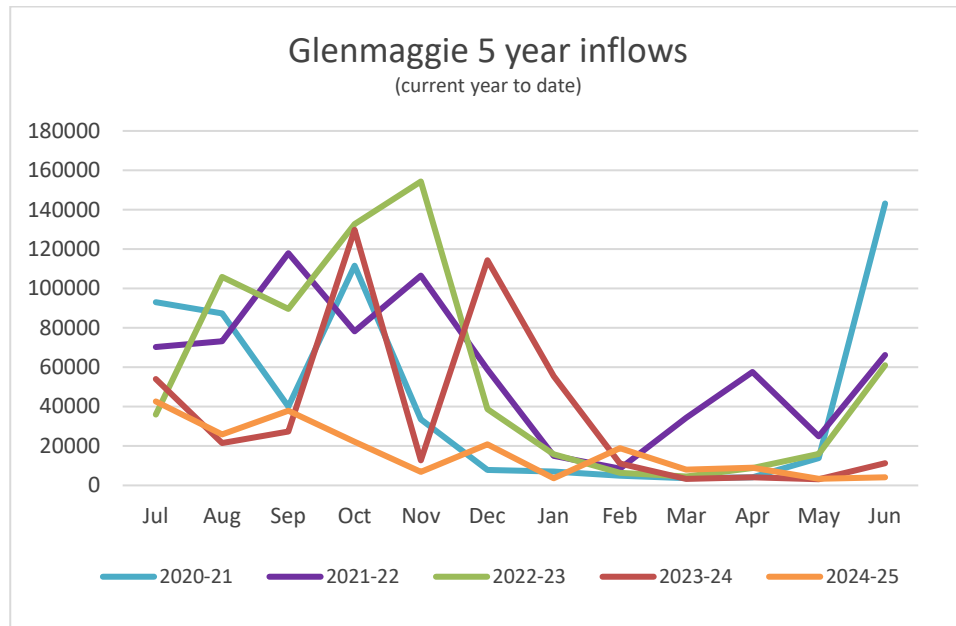
Water harvest available into Lake Glenmaggie.

Today's Inflows (ML/d)	Passing flow Required (ML/d)	Available Harvest (ML/d)
153	60	93

Total monthly inflows to date against the 10-year avg.

Date	Monthly Inflows (ML)
To 23 June 2025	4,164
To 23 June - 10 Year Avg.	33,037
June 10 Year Average	43,092

MIA Weekly Snapshot, Continued



Previous month's natural inflows against the 10-year avg.

Month	Total Inflows (ML)	10-year Avg. Inflows (ML)
May	3,362	14,902

Allocation

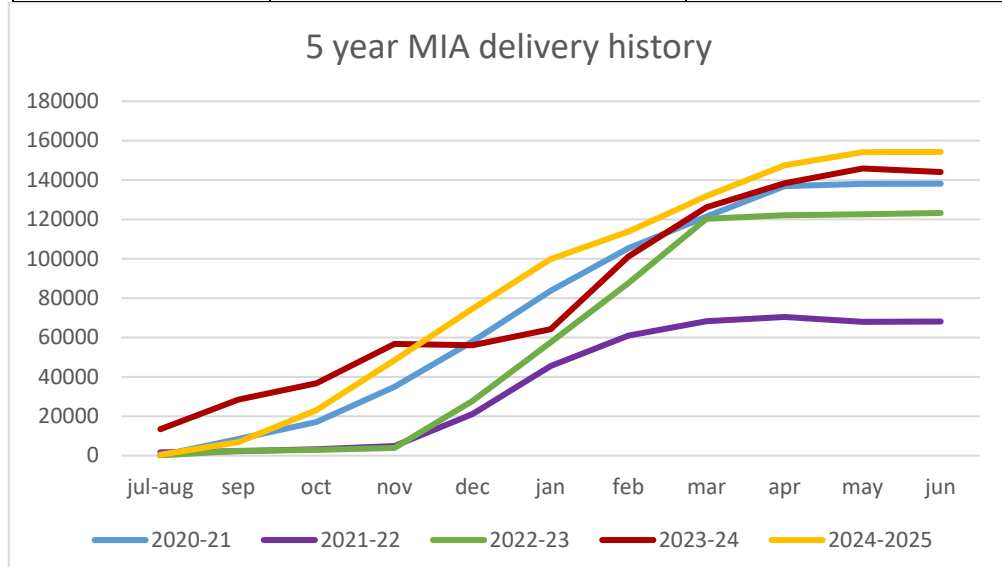
The allocation for the 2024-25 irrigation season has been reviewed and is now at 100% of High Reliability Water Shares (HRWS) and 100% LRWS for MIA customers. There will be no further reviews for the 2024-25 season.

More information on the allocation process can be found on the SRW website: <https://www.srw.com.au/customer/general-information/allocations/allocation-macalister#>

Irrigation deliveries

Estimated water delivered for the 24-25 season in the MIA.

Month	Cumulative Delivered to Date (ML) (includes estimate)	5 Year Avg Deliveries (ML)
March	131,890.0	111,507.0
April	147,419.0	118,315.0
May	155,534.1	115,177.0
June (to date)	154,276.3	147,454.0



MIA Weekly Snapshot, Continued

Thomson entitlement

Details of water in Thomson for the 24-25 season.

Thomson Water	Total ML
SRW share of storage capacity	45,000 ML
Total Thomson entitlement remaining to MID customers	33,365 ML
Usage to date	13,309 ML
Current Thomson water order	0 ML/d
June inflows (to 12/6)	205 ML
June 10 Yr. Avg inflows	1,257 ML
Thomson Drought Reserve payback required	0 ML
Total Inflows	7,381 ML

Monthly rainfall

Monthly rainfall total against 10-year average for the Glenmaggie area.

Month	Rainfall (mm)	10 yr. Avg Rainfall (mm)
March	94.4	50.7
April	15.7	37.8
May	15.9	24.8
June (to date)	18.7	45.5

Enviro releases

River System	Total Available	Delivery to date	Remaining	Start date	End date
Macalister River	15,210 ML	13,530 ML	3,360 ML	3/3	30/6

River System	Total Available	Delivery to date	Remaining	Start date	End date
Thomson River	11,095 ML	10,535 ML	1,120 ML	15/4	30/6

Weekly weather outlook

Temperatures this week will range from 11 to 20 degrees. Showers are forecast for Wednesday and Sunday but should be otherwise sunny all week.

End of irrigation season

Customers in the Macalister Irrigation District are reminded that the 2024-25 irrigation season has now finished.

The season for Thomson and Macalister River and Rainbow Creek river diverters will finish on June 30.

All orders will need to be placed through Waterline on 1300 360 117 or www.srw.com.au.

Please note that all channels will be drained at the end of the irrigation season for essential maintenance. Customers are reminded to arrange alternative stock and domestic supply from May 15 to August 15.