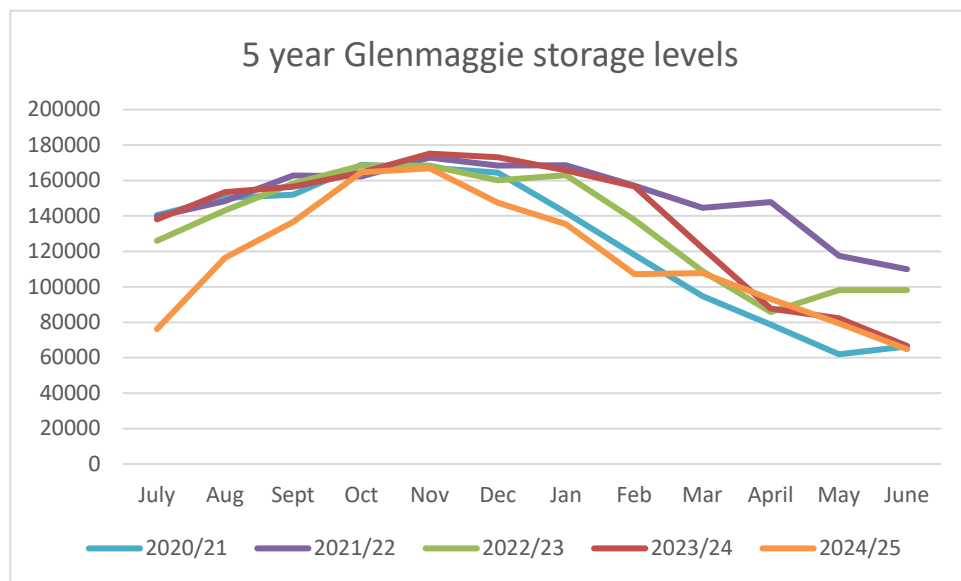


Glenmaggie volume in storage

Glenmaggie volume to date is **64,773 ML** or **36.5%**, with available space of **112,867 ML**.

Historical storage volumes in Lake Glenmaggie.

Date	Historical Volume (ML)	%	Space (ML)
16 June 2024	71,226	40.1	106,414
1 June -10 Year Avg.	68,160	38.3	109,480



Natural inflows

On 16 June 2025, combined natural inflows into Lake Glenmaggie from the Macalister River at Stringybark Creek and Glenmaggie Creek have increased. Today's combined inflows are **204 ML/d**, with average inflows of **283 ML/d** over the last 7 days.

Today's combined natural Inflows.

Macalister River at Stringybark Creek (ML/d)	Glenmaggie Creek (ML/d)
193	11

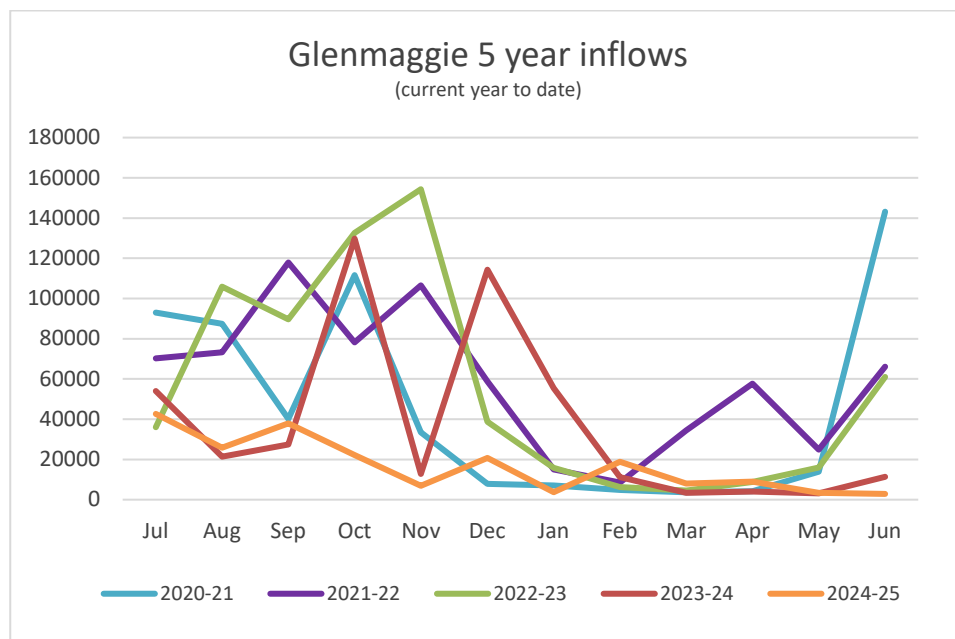
Water harvest available into Lake Glenmaggie.

Today's Inflows (ML/d)	Passing flow Required (ML/d)	Available Harvest (ML/d)
204	60	144

Total monthly inflows to date against the 10-year avg.

Date	Monthly Inflows (ML)
To 16 June 2025	2,859
To 16 June - 10 Year Avg.	22,982
June 10 Year Average	43,092

MIA Weekly Snapshot, Continued



Previous month's natural inflows against the 10-year avg.

Month	Total Inflows (ML)	10-year Avg. Inflows (ML)
May	3,362	14,902

Allocation

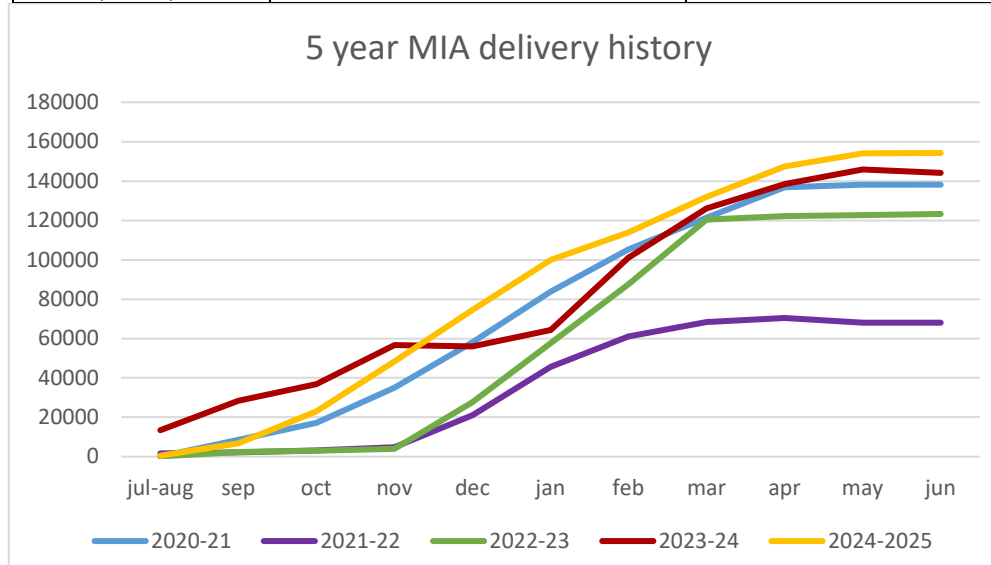
The allocation for the 2024-25 irrigation season has been reviewed and is now at 100% of High Reliability Water Shares (HRWS) and 100% LRWS for MIA customers. There will be no further reviews for the 2024-25 season.

More information on the allocation process can be found on the SRW website: <https://www.srw.com.au/customer/general-information/allocations/allocation-macalister#>

Irrigation deliveries

Estimated water delivered for the 24-25 season in the MIA.

Month	Cumulative Delivered to Date (ML) (includes estimate)	5 Year Avg Deliveries (ML)
March	131,890.0	111,507.0
April	147,419.0	118,315.0
May	155,534.1	115,177.0
June (to date)	154,276.3	147,454.0



MIA Weekly Snapshot, Continued

Thomson entitlement

Details of water in Thomson for the 24-25 season.

Thomson Water	Total ML
SRW share of storage capacity	45,000 ML
Total Thomson entitlement remaining to MID customers	33,306 ML
Usage to date	13,309 ML
Current Thomson water order	0 ML/d
June inflows (to 12/6)	145 ML
June 10 Yr. Avg inflows	1,257 ML
Thomson Drought Reserve payback required	0 ML
Total Inflows	7,321 ML

Monthly rainfall

Monthly rainfall total against 10-year average for the Glenmaggie area.

Month	Rainfall (mm)	10 yr. Avg Rainfall (mm)
March	94.4	50.7
April	15.7	37.8
May	15.9	24.8
June (to date)	18.3	45.5

Enviro releases

River System	Total Available	Delivery to date	Remaining	Start date	End date
Macalister River	15,210 ML	11,850 ML	3,360 ML	3/3	30/6

River System	Total Available	Delivery to date	Remaining	Start date	End date
Thomson River	11,095 ML	9,975 ML	1,120 ML	15/4	30/6

Weekly weather outlook

Temperatures this week will range from 14 to 16 degrees. Showers are forecast for Tuesday and Sunday but should be otherwise sunny all week.

End of irrigation season

Customers in the Macalister Irrigation District are reminded that the 2024-25 irrigation season has now finished.

The season for Thomson and Macalister River and Rainbow Creek river diverters will finish on June 30.

All orders will need to be placed through Waterline on 1300 360 117 or www.srw.com.au.

Please note that all channels will be drained at the end of the irrigation season for essential maintenance. Customers are reminded to arrange alternative stock and domestic supply from May 15 to August 15.