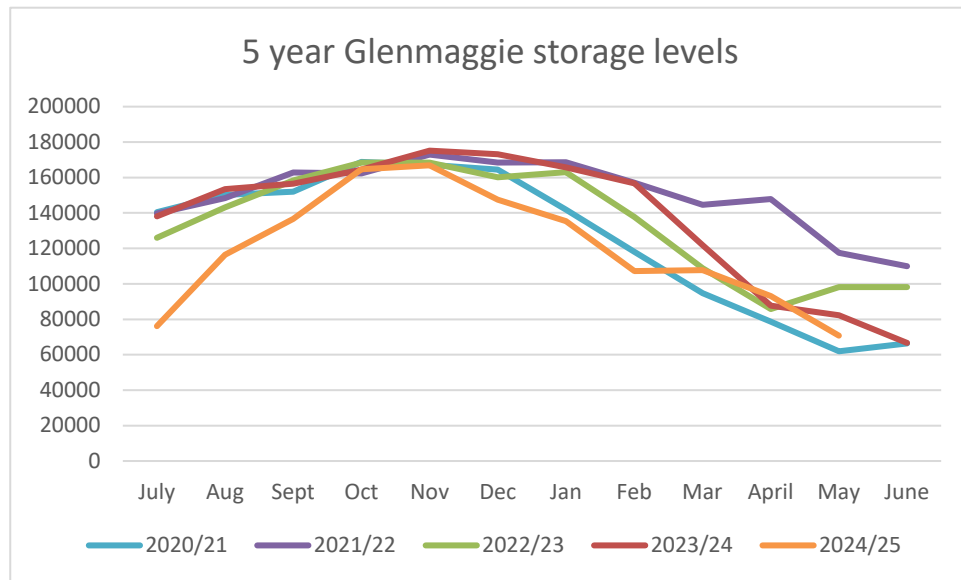


## Glenmaggie volume in storage

Glenmaggie volume to date is **70,760 ML** or **39.8%**, with available space of **106,880 ML**.

Historical storage volumes in Lake Glenmaggie.

Date	Historical Volume (ML)	%	Space (ML)
26 May 2024	66,655	37.5	110,985
1 May -10 Year Avg.	68,811	38.7	108,829



## Natural inflows

On 26 May 2025, combined natural inflows into Lake Glenmaggie from the Macalister River at Stringybark Creek and Glenmaggie Creek have increased. Today's combined inflows are **113 ML/d**, with average inflows of **99 ML/d** over the last 7 days.

Today's combined natural Inflows.

Macalister River at Stringybark Creek (ML/d)	Glenmaggie Creek (ML/d)
100	13

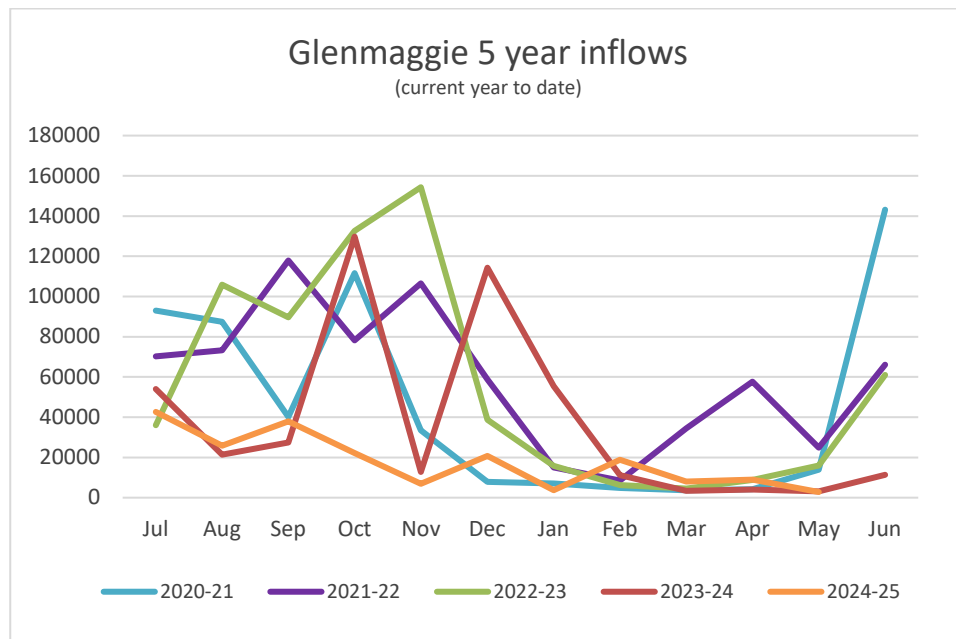
Water harvest available into Lake Glenmaggie.

Today's Inflows (ML/d)	Passing flow Required (ML/d)	Available Harvest (ML/d)
113	60	53

Total monthly inflows to date against the 10-year avg.

Date	Monthly Inflows (ML)
To 26 May 2025	2,816
To 26 May - 10 Year Avg.	14,605
May 10 Year Average	17,414

## MIA Weekly Snapshot, Continued



Previous month's natural inflows against the 10-year avg.

Month	Total Inflows (ML)	10-year Avg. Inflows (ML)
April	8,995	11,392

### Allocation

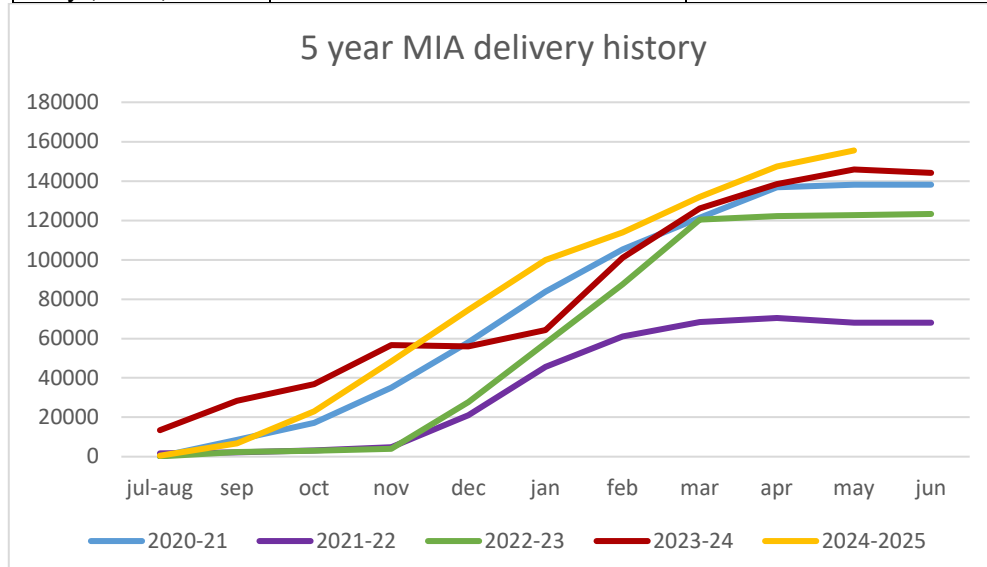
The allocation for the 2024-25 irrigation season has been reviewed and is now at 100% of High Reliability Water Shares (HRWS) and 100% LRWS for MIA customers. There will be no further reviews for the 2024-25 season.

More information on the allocation process can be found on the SRW website: <https://www.srw.com.au/customer/general-information/allocations/allocation-macalister#>

### Irrigation deliveries

Estimated water delivered for the 24-25 season in the MIA.

Month	Cumulative Delivered to Date (ML) (includes estimate)	5 Year Avg Deliveries (ML)
February	113,897.0	92,934.0
March	131,890.0	111,507.0
April	147,419.0	118,315.0
May (to date)	155,534.1	115,177.0



## MIA Weekly Snapshot, Continued

---

### Thomson entitlement

Details of water in Thomson for the 24-25 season.

Thomson Water	Total ML
SRW share of storage capacity	45,000 ML
Total Thomson entitlement remaining to MID customers	33,070 ML
Usage to date	13,310 ML
Current Thomson water order	0 ML/d
May inflows (to 22/5)	125 ML
May 10 Yr. Avg inflows	431 ML
Thomson Drought Reserve payback required	0 ML
Total Inflows	7,086 ML

### Monthly rainfall

Monthly rainfall total against 10-year average for the Glenmaggie area.

Month	Rainfall (mm)	10 yr. Avg Rainfall (mm)
February	95.6	34.1
March	94.4	50.7
April	15.7	37.8
May (to date)	15.9	25.7

### Enviro releases

River System	Total Available	Delivery to date	Remaining	Start date	End date
Macalister River	15,210 ML	4,200 ML	11,010 ML	3/3	30/6

River System	Total Available	Delivery to date	Remaining	Start date	End date
Thomson River	11,095 ML	8,287 ML	2,808 ML	15/4	30/6

### Weekly weather outlook

Temperatures this week will range from 15 to 21 degrees. Showers are forecast for Wednesday, but should be otherwise mostly sunny.

### End of irrigation season

Customers in the Macalister Irrigation District are reminded that the 2024-25 irrigation season has now finished.

The season for Thomson and Macalister River and Rainbow Creek river diverters will finish on June 30.

All orders will need to be placed through Waterline on 1300 360 117 or [www.srw.com.au](http://www.srw.com.au).

Please note that all channels will be drained at the end of the irrigation season for essential maintenance. Customers are reminded to arrange alternative stock and domestic supply from May 15 to August 15.