

MIA Weekly Snapshot

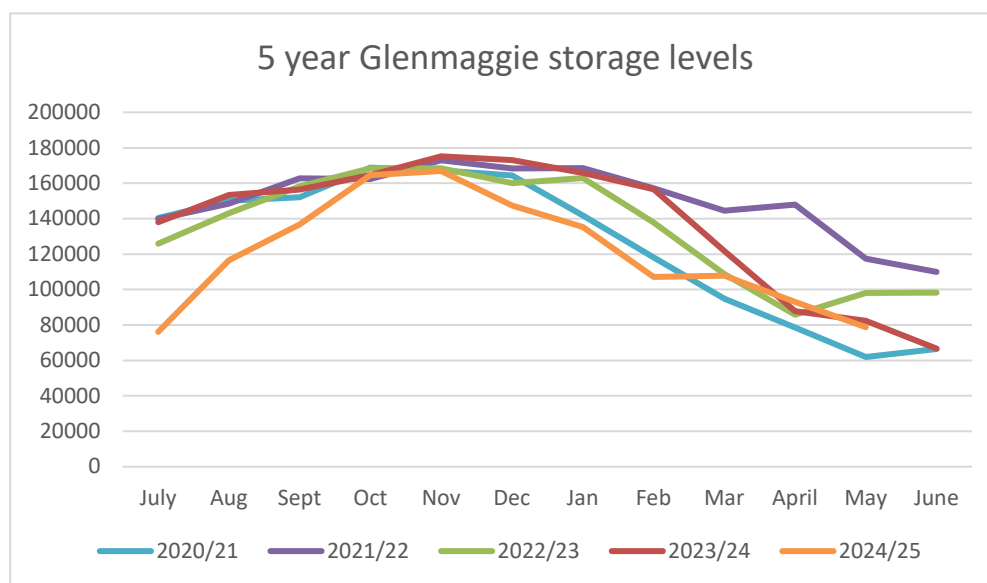
5 May 2025

Glenmaggie volume in storage

Glenmaggie volume to date is **78,698 ML** or **44.3%**, with available space of **98,942 ML**.

Historical storage volumes in Lake Glenmaggie.

Date	Historical Volume (ML)	%	Space (ML)
5 May 2024	80,615	45.4	97,025
1 May -10 Year Avg.	68,811	38.7	108,829



Natural inflows

On 5 May 2025, combined natural inflows into Lake Glenmaggie from the Macalister River at Stringybark Creek and Glenmaggie Creek have increased. Today's combined inflows are **131 ML/d**, with average inflows of **174 ML/d** over the last 7 days.

Today's combined natural Inflows.

Macalister River at Stringybark Creek (ML/d)	Glenmaggie Creek (ML/d)
109	22

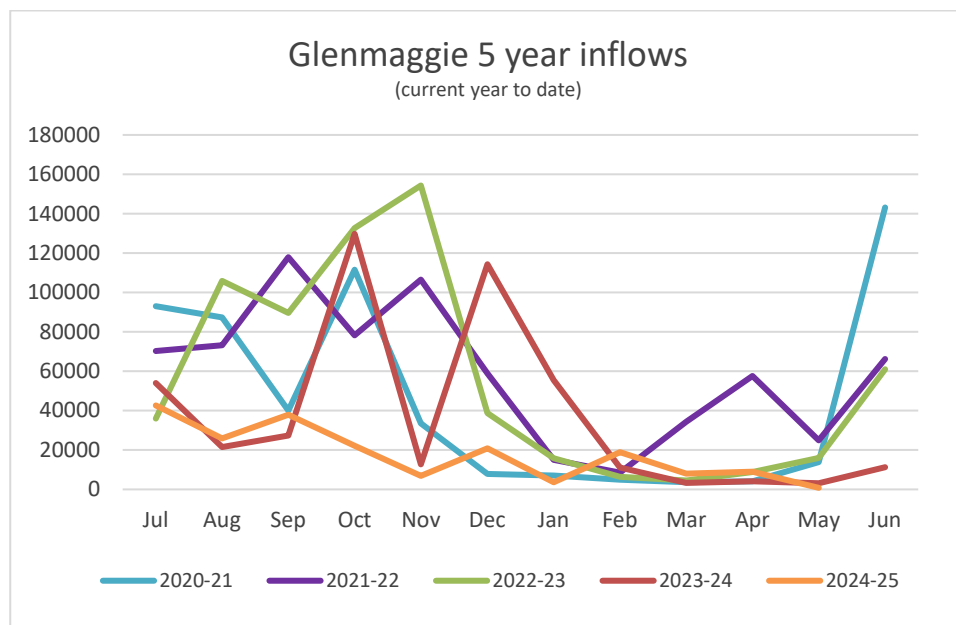
Water harvest available into Lake Glenmaggie.

Today's Inflows (ML/d)	Passing flow Required (ML/d)	Available Harvest (ML/d)
131	60	71

Total monthly inflows to date against the 10-year avg.

Date	Monthly Inflows (ML)
To 5 May 2025	801
To 5 May - 10 Year Avg.	2,809
May 10 Year Average	17,414

MIA Weekly Snapshot, Continued



Previous month's natural inflows against the 10-year avg.

Month	Total Inflows (ML)	10-year Avg. Inflows (ML)
April	8,995	11,392

Allocation

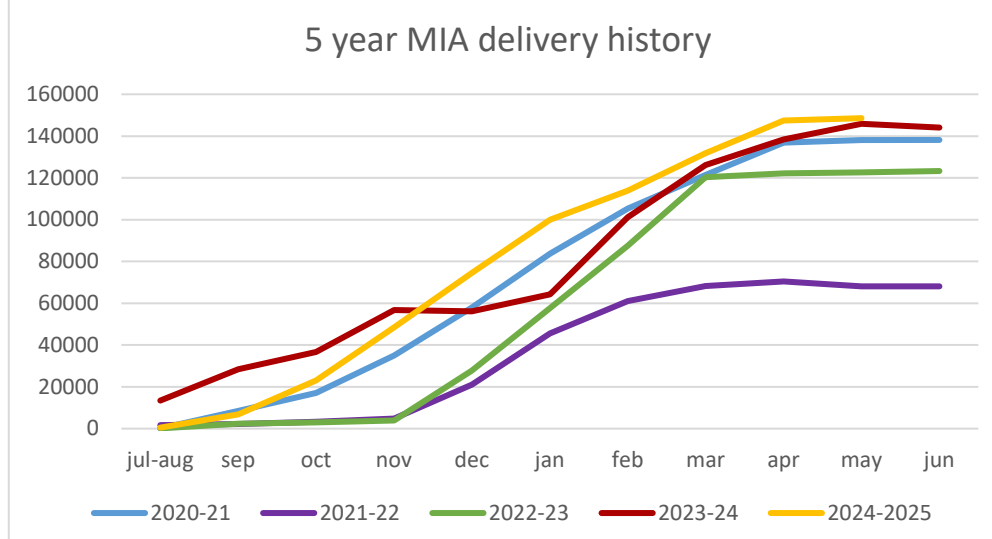
The allocation for the 2024-25 irrigation season has been reviewed and is now at 100% of High Reliability Water Shares (HRWS) and 100% LRWS for MIA customers. There will be no further reviews for the 2024-25 season.

More information on the allocation process can be found on the SRW website: <https://www.srw.com.au/customer/general-information/allocations/allocation-macalister#>

Irrigation deliveries

Estimated water delivered for the 24-25 season in the MIA.

Month	Cumulative Delivered to Date (ML) (includes estimate)	5 Year Avg Deliveries (ML)
February	113,897.0	92,934.0
March	131,890.0	111,507.0
April	147,419.0	118,315.0
May (to date)	148,577.5	115,177.0



MIA Weekly Snapshot, Continued

Channel flows

Daily and avg. flows on main channels for the last 7 days.

Channel	Todays Flow (ML/d)	Avg. Flow Last 7 Days (ML/d)
Main Southern	27	64
Main Northern	54	47
Main Eastern	79	92
Cowwarr (supplying district)	5	5

Thomson entitlement

Details of water in Thomson for the 24-25 season.

Thomson Water	Total ML
SRW share of storage capacity	45,000 ML
Total Thomson entitlement remaining to MID customers	33,298 ML
Usage to date	12,969 ML
Current Thomson water order	10 ML/d
May inflows (to 1/5)	13.3 ML
May 10 Yr. Avg inflows	431 ML
Thomson Drought Reserve payback required	0 ML
Total Inflows	6,973 ML

Monthly rainfall

Monthly rainfall total against 10-year average for the Glenmaggie area.

Month	Rainfall (mm)	10 yr. Avg Rainfall (mm)
February	95.6	34.1
March	94.4	50.7
April	15.7	37.8
May (to date)	2.8	25.7

Enviro releases

River System	Total Available	Delivery to date	Remaining	Start date	End date
Macalister River	15,210 ML	2,710 ML	12,500 ML	3/3	30/6

River System	Total Available	Delivery to date	Remaining	Start date	End date
Thomson River	11,085 ML	6,605 ML	4,480 ML	15/4	30/6

Weekly weather outlook

Temperatures this week will range from 17 to 25 degrees. It should be mostly sunny all week.

End of irrigation season

Customers in the Macalister Irrigation District are reminded that the 2024-25 irrigation season will finish on 15 May 2025. All irrigation orders need to be received before May 8.

The season for Thomson and Macalister River and Rainbow Creek river diverters will finish on June 30.

MIA Weekly Snapshot, Continued

All orders will need to be placed through Waterline on 1300 360 117 or www.srw.com.au.

Please note that all channels will be drained at the end of the irrigation season for essential maintenance. Customers are reminded to arrange alternative stock and domestic supply from May 15 to August 15.