

MIA Weekly Snapshot

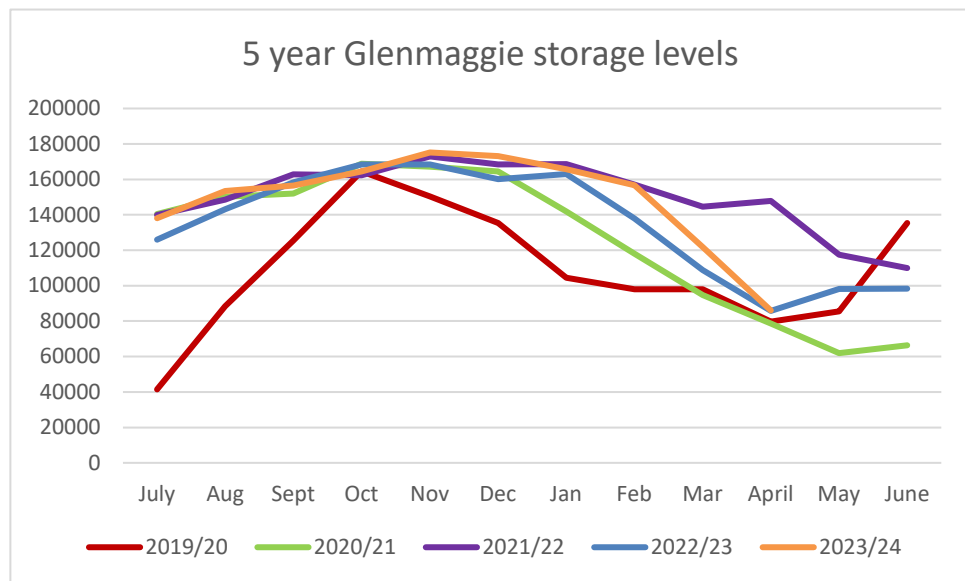
8 April 2024

Glenmaggie volume in storage

Glenmaggie volume to date is **86,025 ML** or **48.4%**, with available space of **91,615 ML**.

Historical storage volumes in Lake Glenmaggie.

Date	Historical Volume (ML)	%	Space (ML)
8 April 2023	86,025	48.4	91,615
1 March -10 Year Avg.	101,870	57.3	75,770



Natural inflows

On 8 April 2024, combined natural inflows into Lake Glenmaggie from the Macalister River at Stringybark Creek and Glenmaggie Creek have increased. Today's combined inflows are **156 ML/d**, with average inflows of **147 ML/d** over the last 7 days.

Today's combined natural inflows.

Macalister River at Stringybark Creek (ML/d)	Glenmaggie Creek (ML/d)
130	26

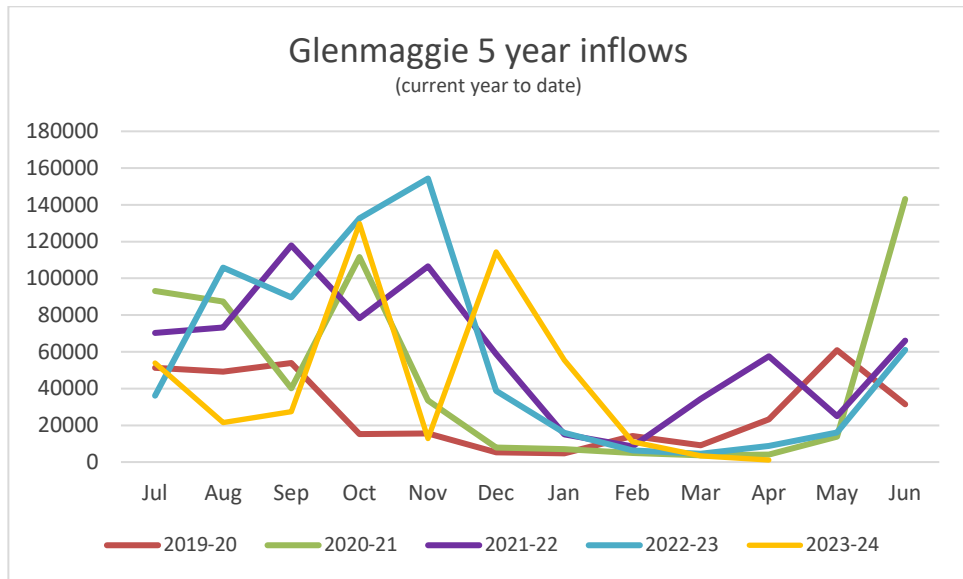
Water harvest available into Lake Glenmaggie.

Today's Inflows (ML/d)	Passing flow Required (ML/d)	Available Harvest (ML/d)
156	60	96

Total monthly inflows to date against the 10-year avg.

Date	Monthly Inflows (ML)
To 8 April 2024	1,110
To 8 April - 10 Year Avg.	3,348
April 10 Year Average	12,556

MIA Weekly Snapshot, Continued



Previous month's natural inflows against the 10-year avg.

Month	Total Inflows (ML)	10-year Avg. Inflows (ML)
March	3,357	6,240

Allocation

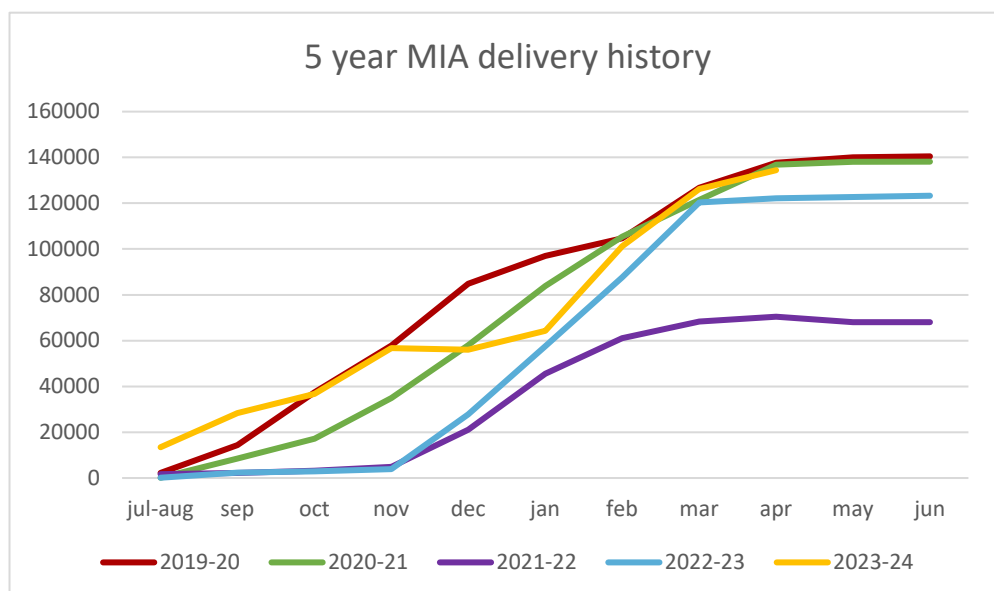
With 37 days remaining of the irrigation season, allocation has been reviewed and is now **100%** of High Reliability Water Shares (HRWS) and **25%** of Low Reliability Water Shares (LRWS) for MIA customers. The next allocation review will occur on Tuesday 16 April 2024.

More information on the allocation process can be found on the SRW website: <https://www.srw.com.au/customer/general-information/allocations/allocation-macalister#>

Irrigation deliveries

Estimated water delivered for the 23-24 season in the MIA.

Month	Cumulative Delivered to Date (ML)	5 Year Avg Deliveries (ML)
January	64,287.1	72,529.0
February	101,124.0	92,126.0
March	126,138.2	109,366.0
April (to date)	134,420.8	116,799.0



MIA Weekly Snapshot, Continued

Channel flows

Daily and avg. flows on main channels for the last 7 days.

Channel	Todays Flow (ML/d)	Avg. Flow Last 7 Days (ML/d)
Main Southern	52	119
Main Northern	22	98
Main Eastern	14	57
Cowwarr (supplying district)	5	5

Thomson entitlement

Details of water in Thomson for the 23-24 season.

Thomson Water	Total ML
SRW share of storage capacity	45,000 ML
Total Thomson entitlement remaining to MID customers	39,181 ML
Usage to date	8,180 ML
Current Thomson water order	0 ML/d
April inflows (to 4/4)	110 ML
April 10 Yr. Avg inflows	459 ML
Thomson Drought Reserve payback required	0 ML
Total Inflows	11,998 ML

Monthly rainfall

Monthly rainfall total against 10-year average for the Glenmaggie area.

Month	Rainfall (mm)	10 yr. Avg Rainfall (mm)
January	132.6	64.4
February	6.4	29.5
March	22.2	42.2
April (to date)	41.6	49.2

Enviro releases

River System	Total Available	Delivery to date	Remaining	End date
Macalister River	9,755 ML	720 ML	9,035 ML	30/6

Weekly weather outlook

Temperatures this week will range from 17 to 21 degrees. Showers are possible Monday to Thursday, and then there should be mostly sunny conditions Friday to Sunday.