

## MIA Weekly Snapshot

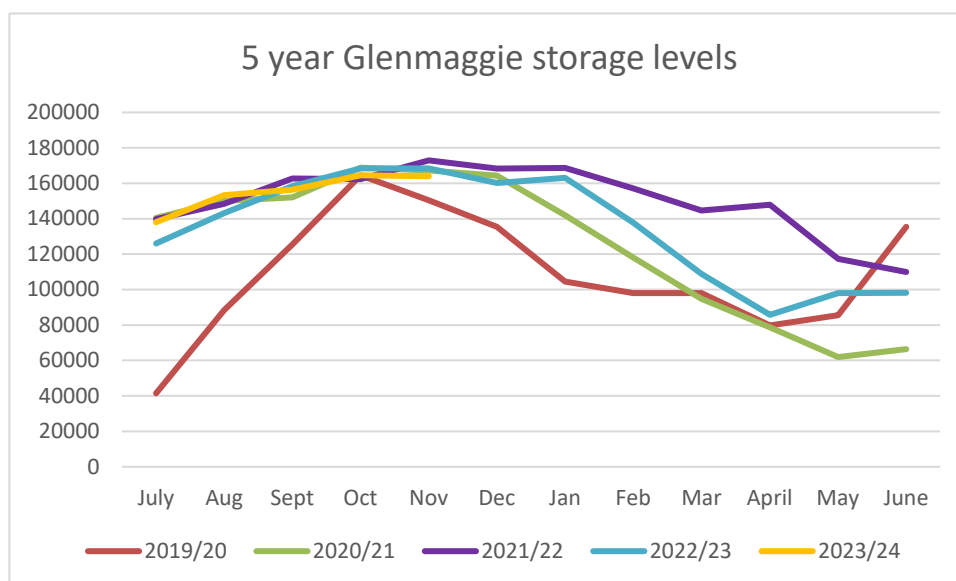
27 November 2023

### Glenmaggie volume in storage

Glenmaggie volume to date is **163,989 ML** or **92.3%**, with available space of **13,651 ML**.

Historical storage volumes in Lake Glenmaggie.

Date	Historical Volume (ML)	%	Space (ML)
27 November 2022	165,189	93.0	12,451
1 Nov -10 Year Avg.	167,197	94.1	10,443



### Natural inflows

On 27 November 2023, combined natural inflows into Lake Glenmaggie from the Macalister River at Stringybark Creek and Glenmaggie Creek have decreased. Today's combined inflows are **379 ML/d**, with average inflows of **316 ML/d** over the last 7 days.

Today's combined natural Inflows.

Macalister River at Stringybark Creek (ML/d)	Glenmaggie Creek (ML/d)
277	102

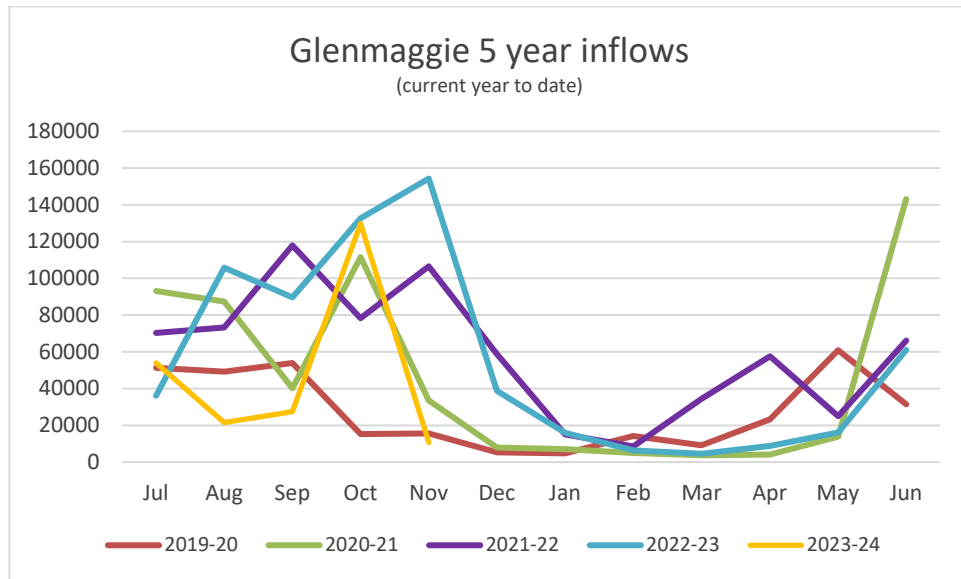
Water harvest available into Lake Glenmaggie.

Today's Inflows (ML/d)	Passing flow Required (ML/d)	Available Harvest (ML/d)
379	60	319

Total monthly inflows to date against the 10-year avg.

Date	Monthly Inflows (ML)
To 27 November 2023	10,690
To 27 November - 10 Year Avg.	35,206
November 10 Year Average	40,422

## MIA Weekly Snapshot, Continued



Previous month's natural inflows against the 10-year avg.

Month	Total Inflows (ML)	10-year Avg. Inflows (ML)
October	129,769	66,813

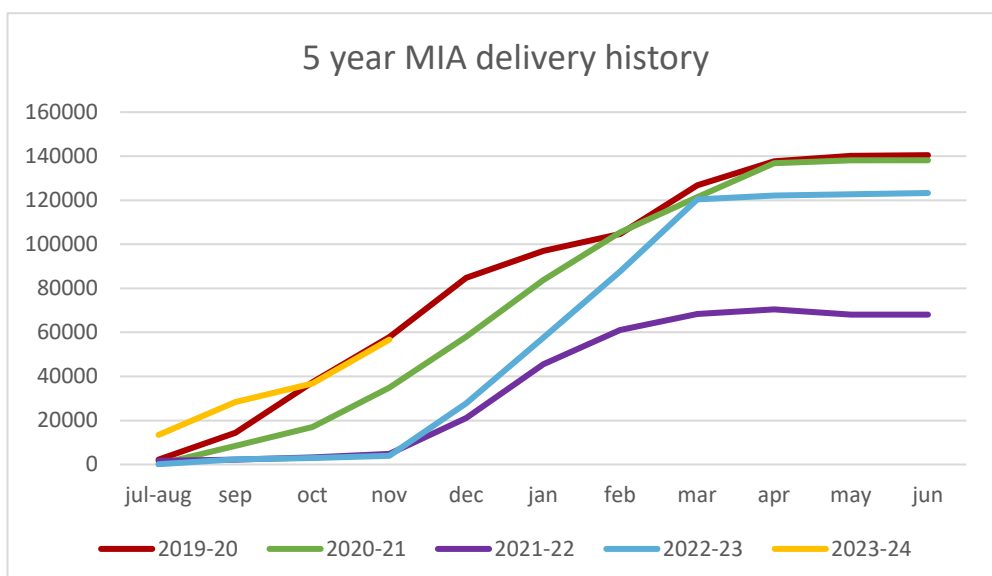
### Allocation

The opening allocation for the 2023-24 irrigation season has been set at 100% of High Reliability Water Shares (HRWS) for MIA customers. The next allocation review will occur on 15 December 2023.

### Irrigation deliveries

Estimated water delivered for the 23-24 season in the MIA.

Month	Cumulative Delivered to Date (ML)	5 Year Avg Deliveries (ML)
July-Aug	13,442.0	3,408.0
September	28,398.0	11,040.0
October	36,757.7	15,170.0
November (to date)	56,737.8	25,412.0



## MIA Weekly Snapshot, Continued

---

### Channel flows

Daily and avg. flows on main channels for the last 7 days.

Channel	Todays Flow (ML/d)	Avg. Flow Last 7 Days (ML/d)
Main Southern	1	360
Main Northern	2	121
Main Eastern	73	108
Cowwarr (supplying district)	72	14

### Thomson entitlement

Details of water in Thomson for the 22-23 season.

Thomson Water	Total ML
SRW share of storage capacity	45,000 ML
Total Thomson entitlement remaining to MID customers	44,820 ML
Usage to date	1,354 ML
Current Thomson water order	150 ML/d
November inflows (to 23/11)	613 ML
November 10 Yr. Avg inflows	1,339 ML
Thomson Drought Reserve payback required	0 ML
Total Inflows	7,619 ML

### Monthly rainfall

Monthly rainfall total against 10-year average for the Glenmaggie area.

Month	Rainfall (mm)	10 yr. Avg Rainfall (mm)
August	18.3	39.6
September	22.8	42.9
October	181.3	71.9
November (to date)	32.1	71.6

### Weekly weather outlook

Temperatures this week will range from 17 to 20 degrees. Rain and showers are forecast for most of the week.