

MIA Weekly Snapshot

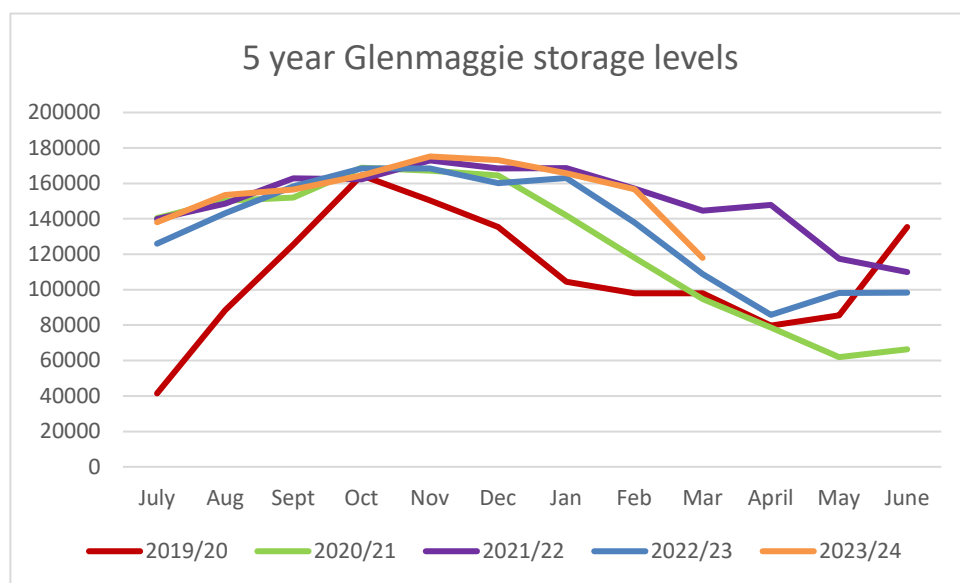
4 March 2024

Glenmaggie volume in storage

Glenmaggie volume to date is **117,920 ML** or **66.4%**, with available space of **59,720 ML**.

Historical storage volumes in Lake Glenmaggie.

Date	Historical Volume (ML)	%	Space (ML)
4 March 2023	105,494	59.4	72,146
1 March -10 Year Avg.	101,870	57.3	75,770



Natural inflows

On 4 March 2024, combined natural inflows into Lake Glenmaggie from the Macalister River at Stringybark Creek and Glenmaggie Creek have declined. Today's combined inflows are **120 ML/d**, with average inflows of **142 ML/d** over the last 7 days.

Todays combined natural Inflows.

Macalister River at Stringybark Creek (ML/d)	Glenmaggie Creek (ML/d)
109	11

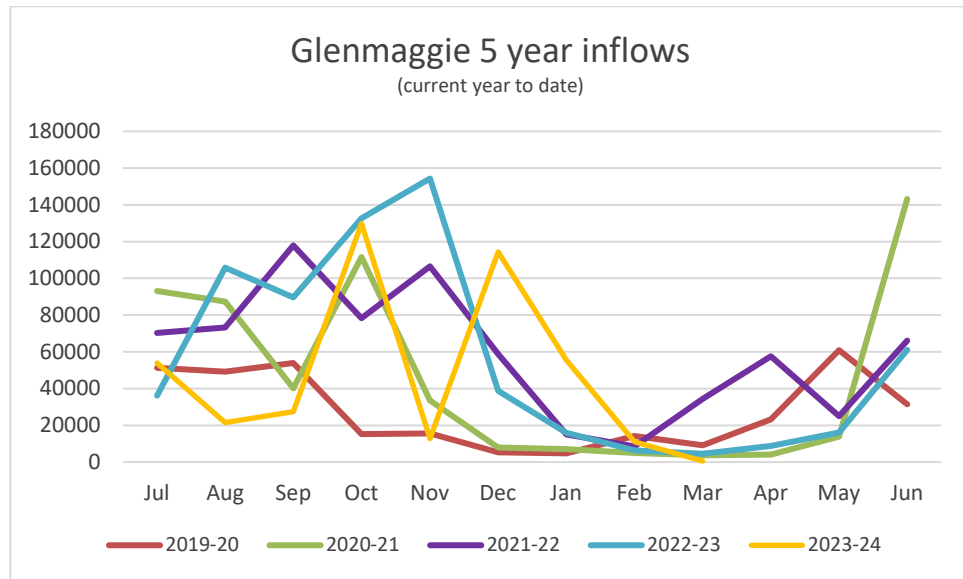
Water harvest available into Lake Glenmaggie.

Today's Inflows (ML/d)	Passing flow Required (ML/d)	Available Harvest (ML/d)
120	60	60

Total monthly inflows to date against the 10-year avg.

Date	Monthly Inflows (ML)
To 4 March 2024	521
To 4 March - 10 Year Avg.	789
March 10 Year Average	6,119

MIA Weekly Snapshot, Continued



Previous month's natural inflows against the 10-year avg.

Month	Total Inflows (ML)	10-year Avg. Inflows (ML)
February	11,128	5,811

Allocation

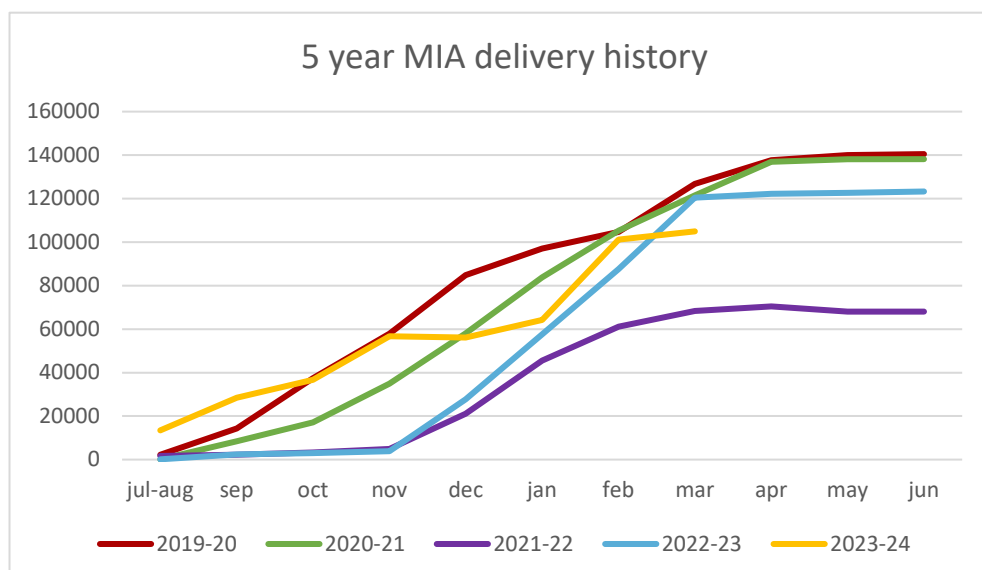
The seasonal allocation has been reviewed and remains at **100%** of High Reliability Water Shares (HRWS) and **5%** of Low Reliability Water Shares (LRWS) for MIA customers. The next allocation review will occur on Tuesday 5 March 2024.

More information on the allocation process can be found on the SRW website: <https://www.srw.com.au/customer/general-information/allocations/allocation-macalister#>

Irrigation deliveries

Estimated water delivered for the 23-24 season in the MIA.

Month	Cumulative Delivered to Date (ML)	5 Year Avg Deliveries (ML)
December	56,071.0	47,916.0
January	64,287.1	72,529.0
February	101,124.0	92,126.0
March (to date)	104,943.1	109,366.0



MIA Weekly Snapshot, Continued

Channel flows

Daily and avg. flows on main channels for the last 7 days.

Channel	Todays Flow (ML/d)	Avg. Flow Last 7 Days (ML/d)
Main Southern	774	712
Main Northern	223	243
Main Eastern	215	124
Cowwarr (supplying district)	5	5

Thomson entitlement

Details of water in Thomson for the 23-24 season.

Thomson Water	Total ML
SRW share of storage capacity	45,000 ML
Total Thomson entitlement remaining to MID customers	41,990 ML
Usage to date	4,949 ML
Current Thomson water order	0 ML/d
February inflows (to 29/2)	501 ML
February 10 Yr. Avg inflows	239 ML
Thomson Drought Reserve payback required	0 ML
Total Inflows	11,709 ML

Monthly rainfall

Monthly rainfall total against 10-year average for the Glenmaggie area.

Month	Rainfall (mm)	10 yr. Avg Rainfall (mm)
December	177.0	72.1
January	132.6	64.4
February	6.4	29.5
March (to date)	0.0	47.4

Weekly weather outlook

Temperatures this week will range from 21 to 35 degrees. It should be mostly sunny all week, with showers possible on Sunday.